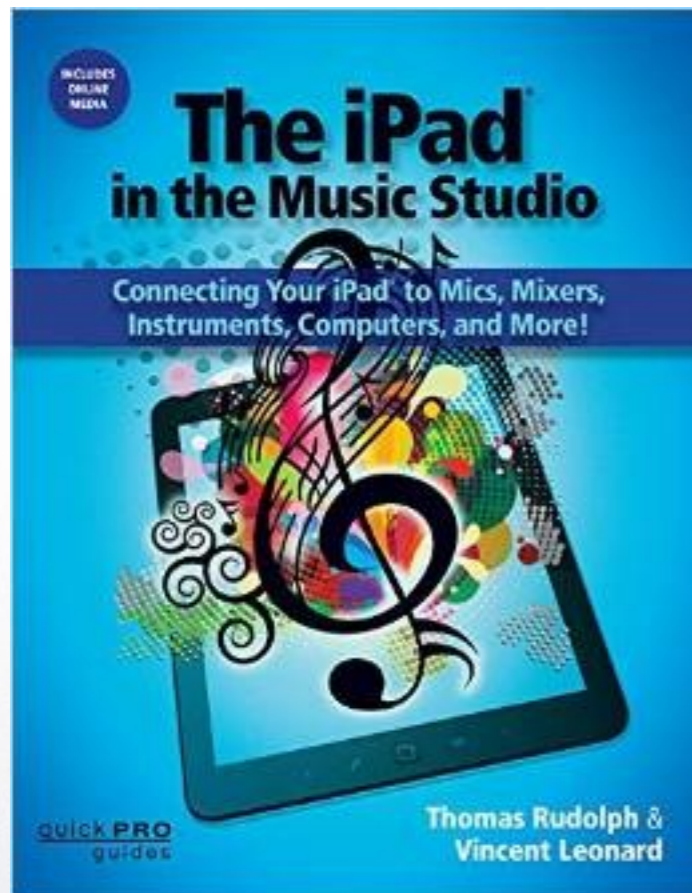




The iPad in the Music Studio

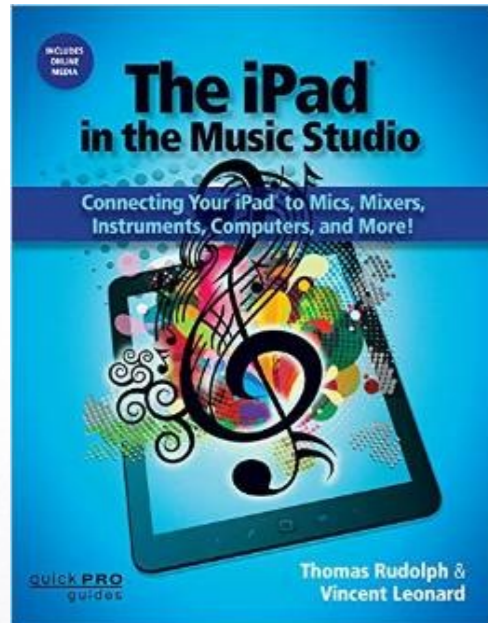


*Thomas Rudolph
and Vincent Leonard*






from the Introduction:



The iPad in The Music Studio is the second of two iPad-related publications by the authors.

The first book, entitled *Musical iPad*, focuses on music apps and music education.





The iPad in the Music Studio

Topic Summary

- MIDI keyboards and controllers
- DJ apps and gear
- multitrack software
- electric guitar and bass interfaces and effects
- external microphones
- audio interfaces, docks, and audio mixers
- Mac and PC music software.



Added Features...

- Links to dozens of video demonstrations and tutorials with QR codes
- Access to links via the HL book website www.halleonard.com/mylibrary

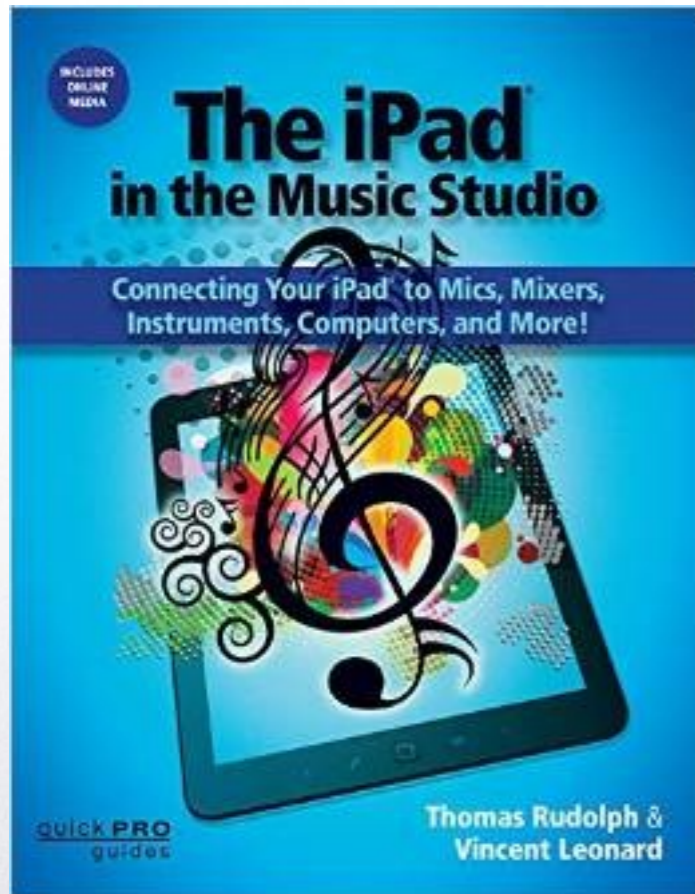


The screenshot shows the Hal Leonard My Library website. At the top, the Hal Leonard logo is on the left, and "My Library" with links for "Create Library", "Help", and "Sign In" is on the right. Below the logo, the page title is "My Library • The iPad in the Music Studio". There is an "Enter Access Code" input field with a play button icon to its right. Below the input field are links for "Expand All" and "Collapse All". The main content area is divided into two columns. The left column features a book cover for "The iPad in the Music Studio" by Thomas Rudolph and Vincent Leonard. The right column is titled "Videos" and lists several video entries, each with a "Play" and "Download" link.

Video Title	Play	Download
V 2.6: 30-Pin to Lightning	Play	Download
V 3.7: JamUp XT with Audiobus	Play	Download
V 3.25: Interview with Jack Klotz, Jr.	Play	Download
V 4.14: Connecting Class Compliant USB Device	Play	Download
V 4.15: Interview with DJ Paul Geissinger	Play	Download
V 5.10: Four Microphone Samples	Play	Download
V 6.10: Connecting and MFI and CCK Interface	Play	Download



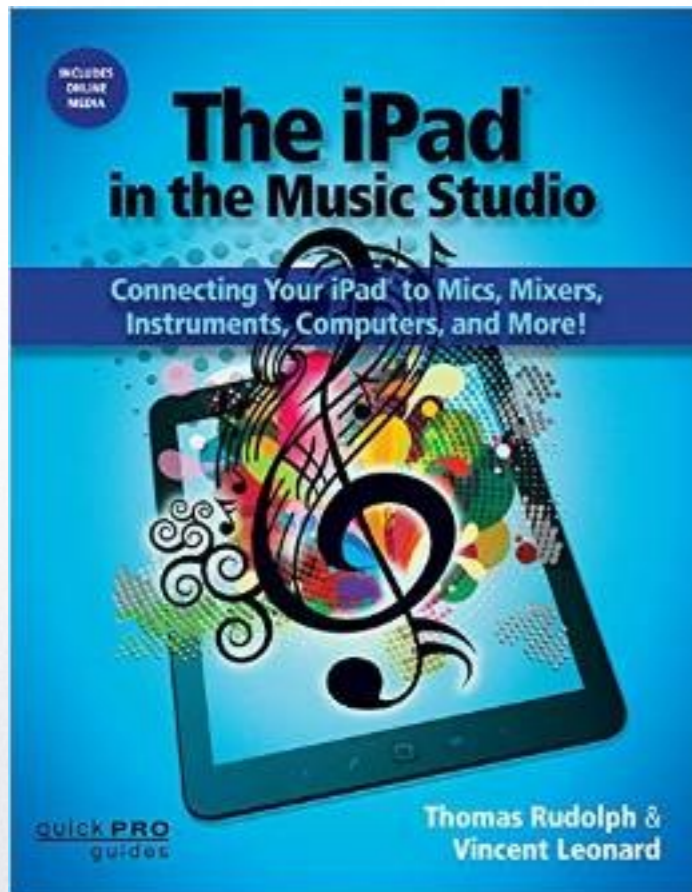
What we are covering in today's session:



- iPad audio interfaces and docks (Chapter 6)
- multitrack recording (Chapter 7)
- iPad with computers and mixers (Chapter 8)



We are not covering in today's session:



- iPad Basics (Chapter 1)
- connecting MIDI keyboards (Chapter 2)
- electric guitar/bass input & processing (Chapter 3)
- DJ apps and gear (Chapter 4)
- external mics and mono/stereo recording (Chapter 5)



Chapter 6:

Audio Interfaces and Docks

- Audio Interfaces and Docks:
Types of Interfaces:
 - MFI - Made for IOS
 - CCK - Camera Connection Kit
 - Single-Channel Audio Interfaces
- Video: iRig Pre and Avid Fast Track Solo





Chapter 6:

Audio Interfaces and Docs

- Multichannel Interfaces
- MFI Interfaces

Demo: Connecting the Apogee Duet Interface







Chapter 6:

Audio Interfaces and Docs

- Apple Camera Connection Kit Interfaces
- Specialized Devices

Video: Presonus 1818VSL and
Antelope Orion 32



Single Channel Audio Recording (Option 1)

This includes all devices in the single input category.

- iPad 2 or later: starting at \$499.00
- Interface: \$39.99–\$349.00

Total cost including iPad: \$538.99–\$848.00

Two Channel Audio Recording (Option 2)

This includes all interfaces with two inputs, excluding docks.

- iPad 2 or later: starting at \$499.00
- Interface: \$299.00–\$595.00

Total cost including iPad: \$798.00–\$1,094.00



Chapter 7:

Multitrack Recording

- iPad DAW Apps (page 144)
 1. some record audio & use single input and multiple input devices to connect microphones for recording (see chapters 5 and 6).
 2. some allow for connecting instruments(see chapter 3).
 3. some have only software instruments and loops, while others specialize in audio recording.





Chapter 7: *Multitrack Recording*

- Synth (MIDI), Drum, and Sampler Tracks (148)
- Beatmaker 2 (\$19.99/in-app purchases to add additional sounds and loops)

Demo: <http://youtu.be/gBeSjsbVW18>





Chapter 7: *Multitrack Recording*

- **Audio Tracks (153)**
Auria by WaveMachine Labs Inc. (\$49.99/in-app purchases available)

<http://youtu.be/D-83IIz96hl>





Chapter 7: *Multitrack Recording*

- Audio and MIDI Utilities (145)
AudioBus demo:

<http://youtu.be/map8L38ErPI>

Inter-App Audio and GarageBand


<http://youtu.be/j0Q6eJK-pBg>





Chapter 7: *Multitrack Recording*

- Monitoring Headphones (159)
- Powered Studio Monitors (160)
- Speaker Placement App (161)



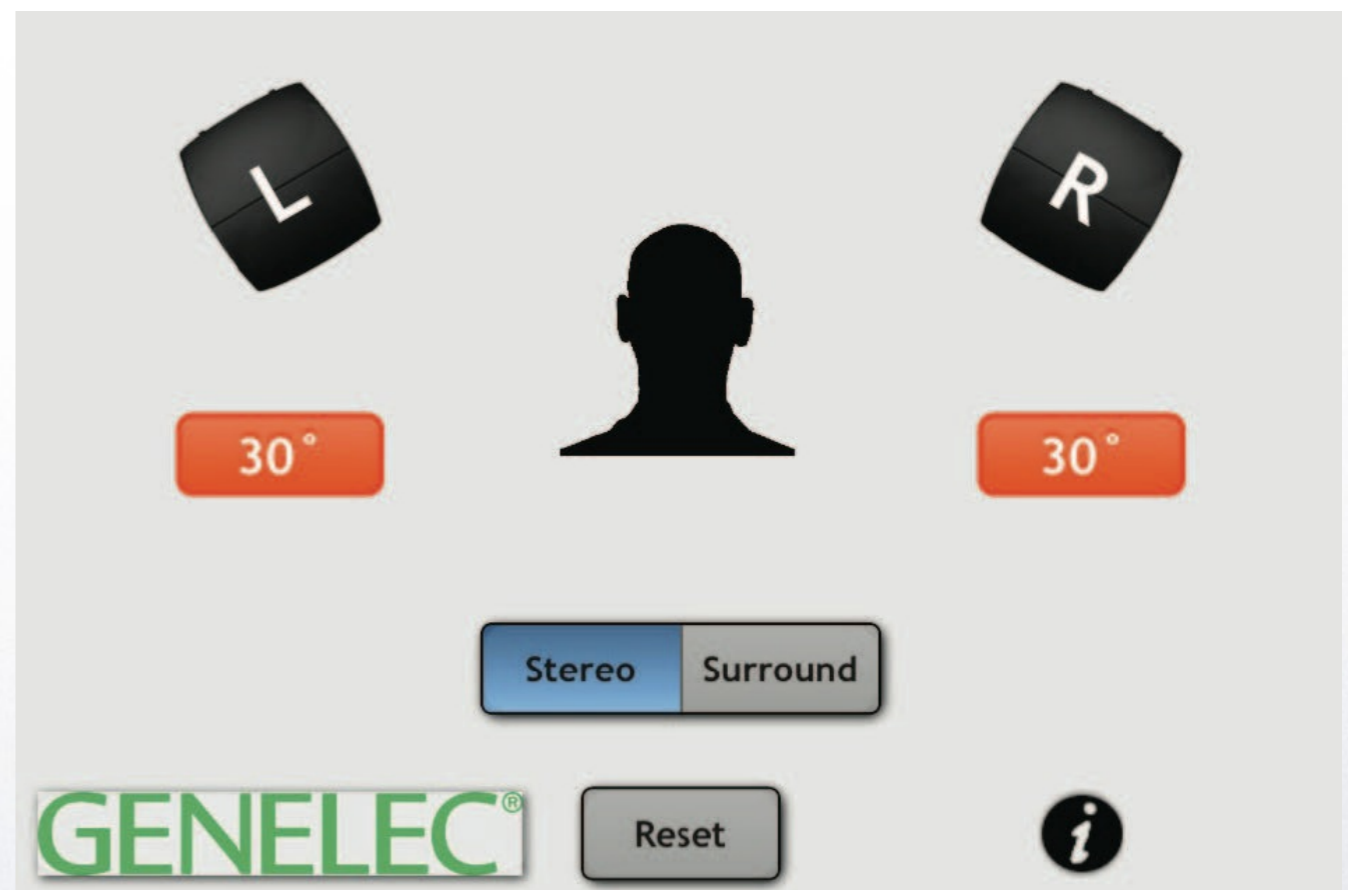


Chapter 7: *Multitrack Recording*

- Speaker Placement
App: SpeakerAngle
(161)

<http://youtu.be/49aZ4C-1vf0?t=2m40s>


Assists with monitor and surround sound setups for optimal performance





Chapter 7: *Multitrack Recording*

- **Multitrack Studio Options (165)**





Chapter 8:

iPad with Computers & Mixers

- Connecting iPads Using Bluetooth or WiFi
Video: Apollo Connection
- Connecting to MIDI Hardware





Chapter 8: *iPad with Computers & Mixers*

- Sample Players and Synthesizers
Video: Omni TR





Chapter 8:

iPad with Computers & Mixers

- Software DAWs
 - V Control Pro

Video: Logic Remote by Apple

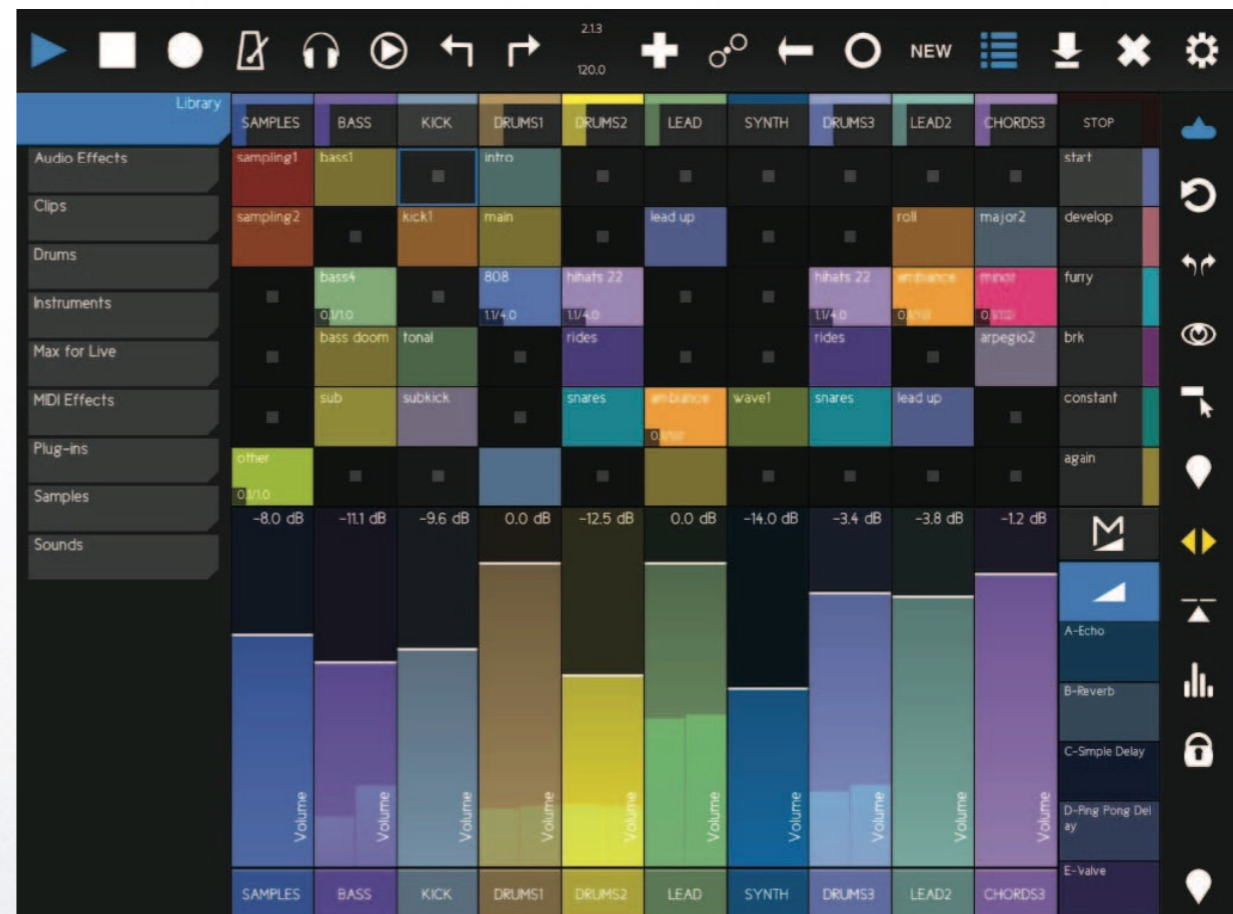




Chapter 8:

iPad with Computers & Mixers

- Ableton Live
 - touchAble
 - Lemur
- Video:





Chapter 8:

iPad with Computers & Mixers

- Network Mixers and Monitors
- Mixer Remote Software

Video: Mackie, Presonus and, Behringer





Chapter 8:

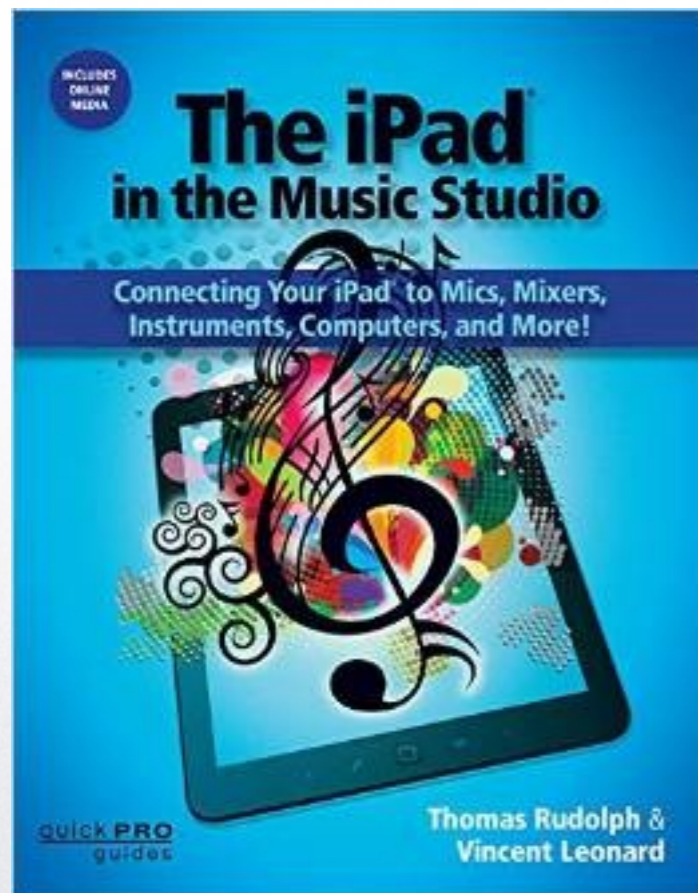
iPad with Computers & Mixers

- Studio Options



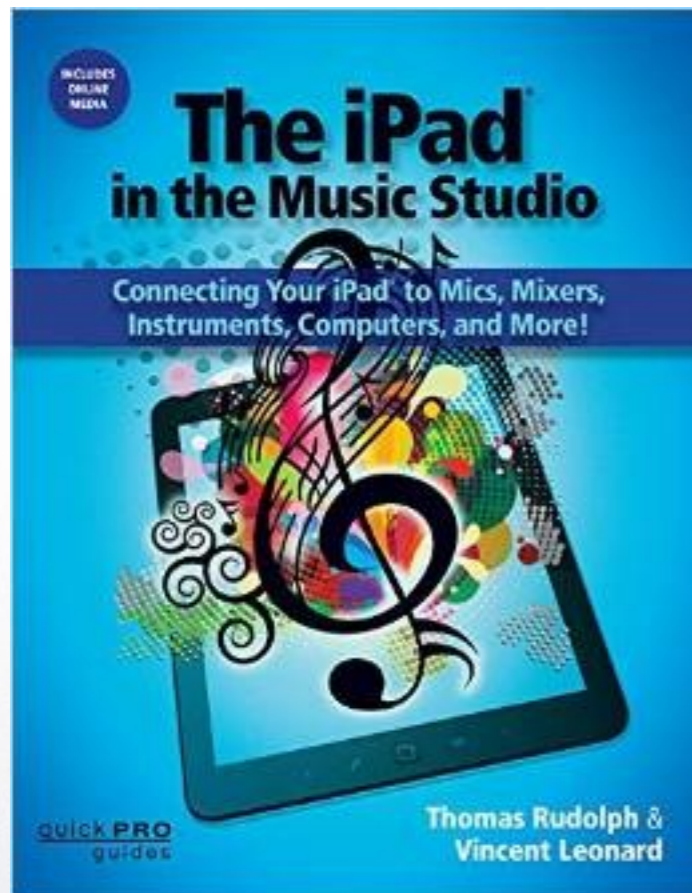
Chapters not covered in today's session:

- iPad Basics (Chapter 1)
- connecting MIDI keyboards (Chapter 2)
- electric guitar/bass input & processing (Chapter 3)
- DJ apps and gear (Chapter 4)
- external mics and mono/stereo recording (Chapter 5)





The iPad in the Music Studio



*Thomas Rudolph
and Vincent Leonard*





Hal • Leonard Booth #5720

HAL • LEONARD®
WHAT'S NEW FOR NAMM?

LOOK FOR OUR NEW BOOTH:

- **NEW BOOTH LOCATION IN HALL B**
- **HOT NEW RELEASES**
- **NEW DISTRIBUTED LINES**

HALL B, MAIN AISLE

#5720

NAMM IDEA CENTER

ENTRANCE

COME SEE US IN **HALL B, BOOTH #5720**
FOR EXCLUSIVE SHOW-ONLY OFFERS!